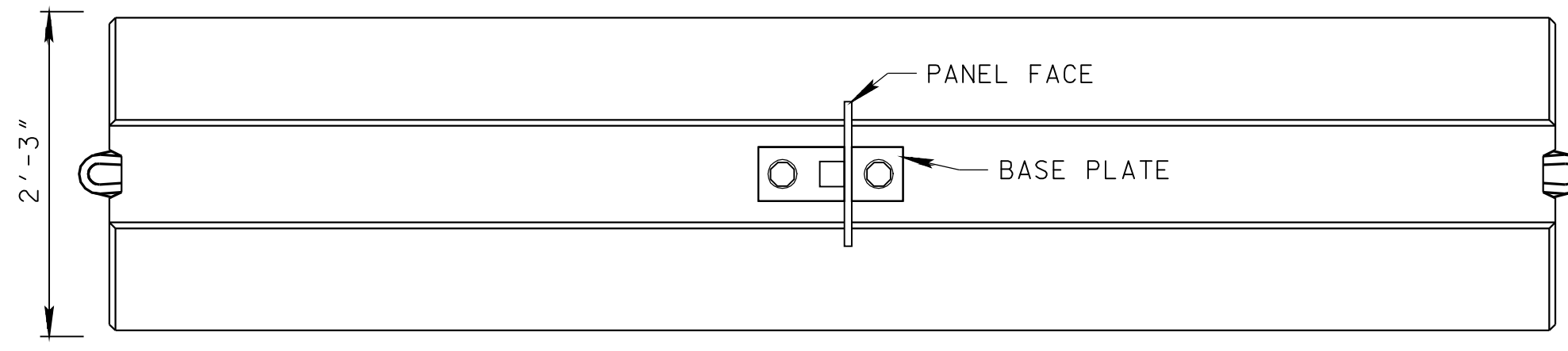
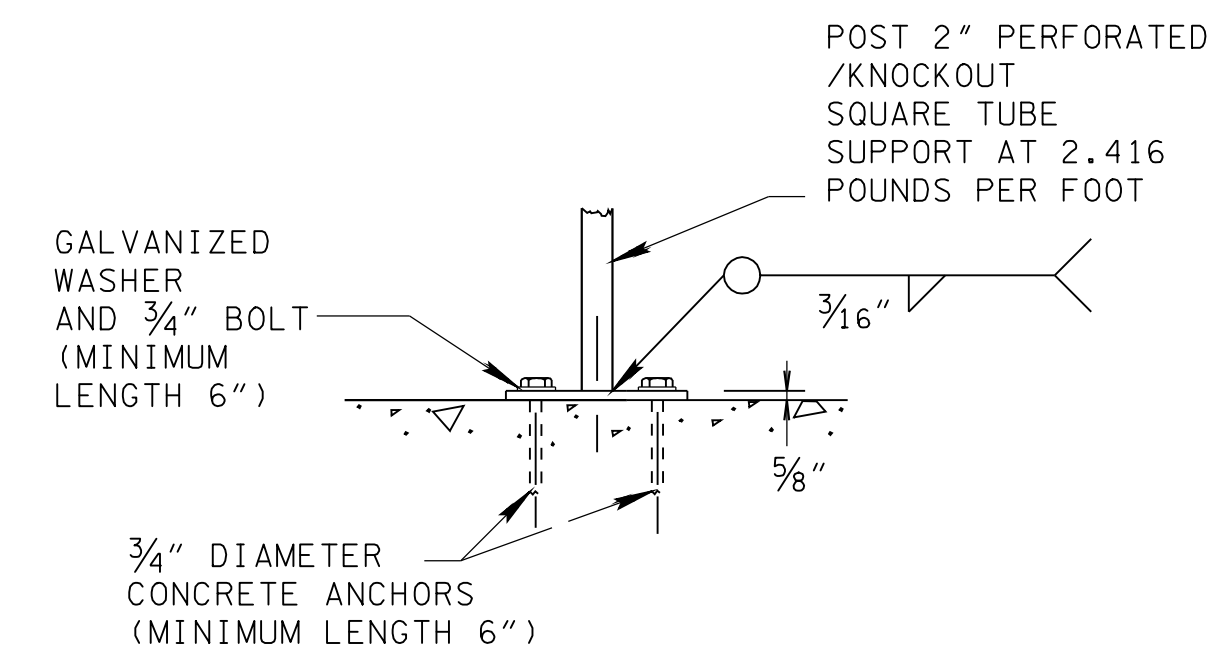


REV. 10-10-06: ADDED DETAIL FOR GROUND MOUNTED FLEXIBLE DELINEATOR AND GENERAL NOTES.
 REV. 11-1-11: REVISED SHOULDER DETAILS.

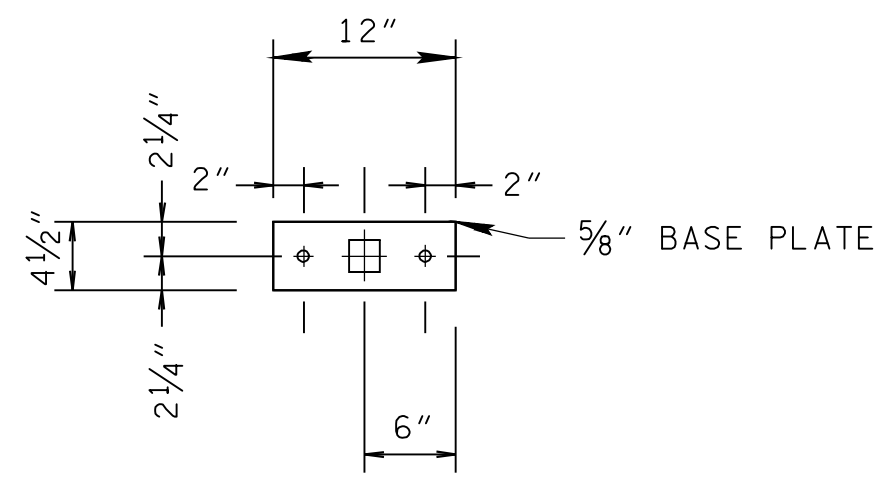
VERTICAL PANEL MOUNTED ON INTERCONNECTED PORTABLE BARRIER RAIL



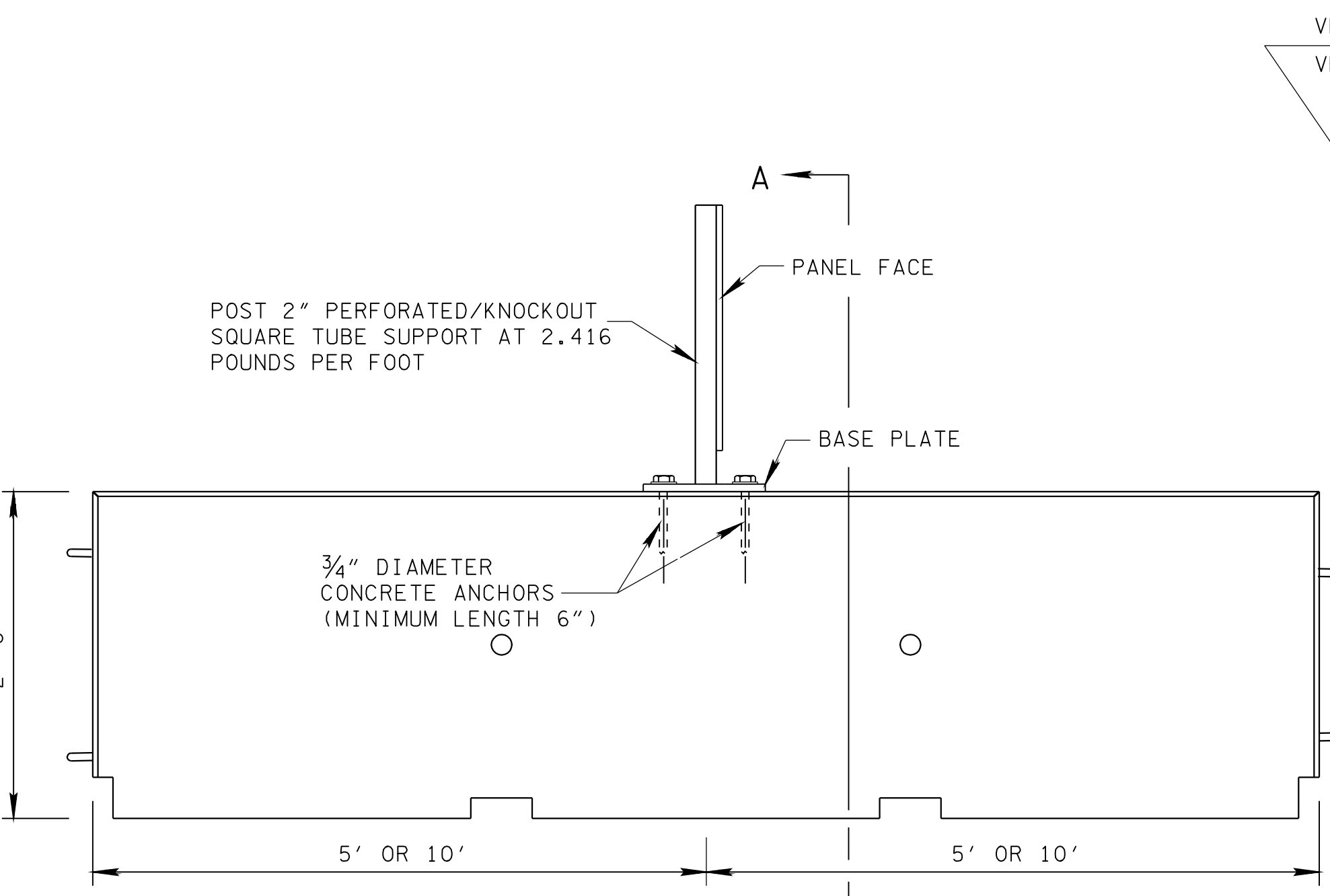
PLAN VIEW



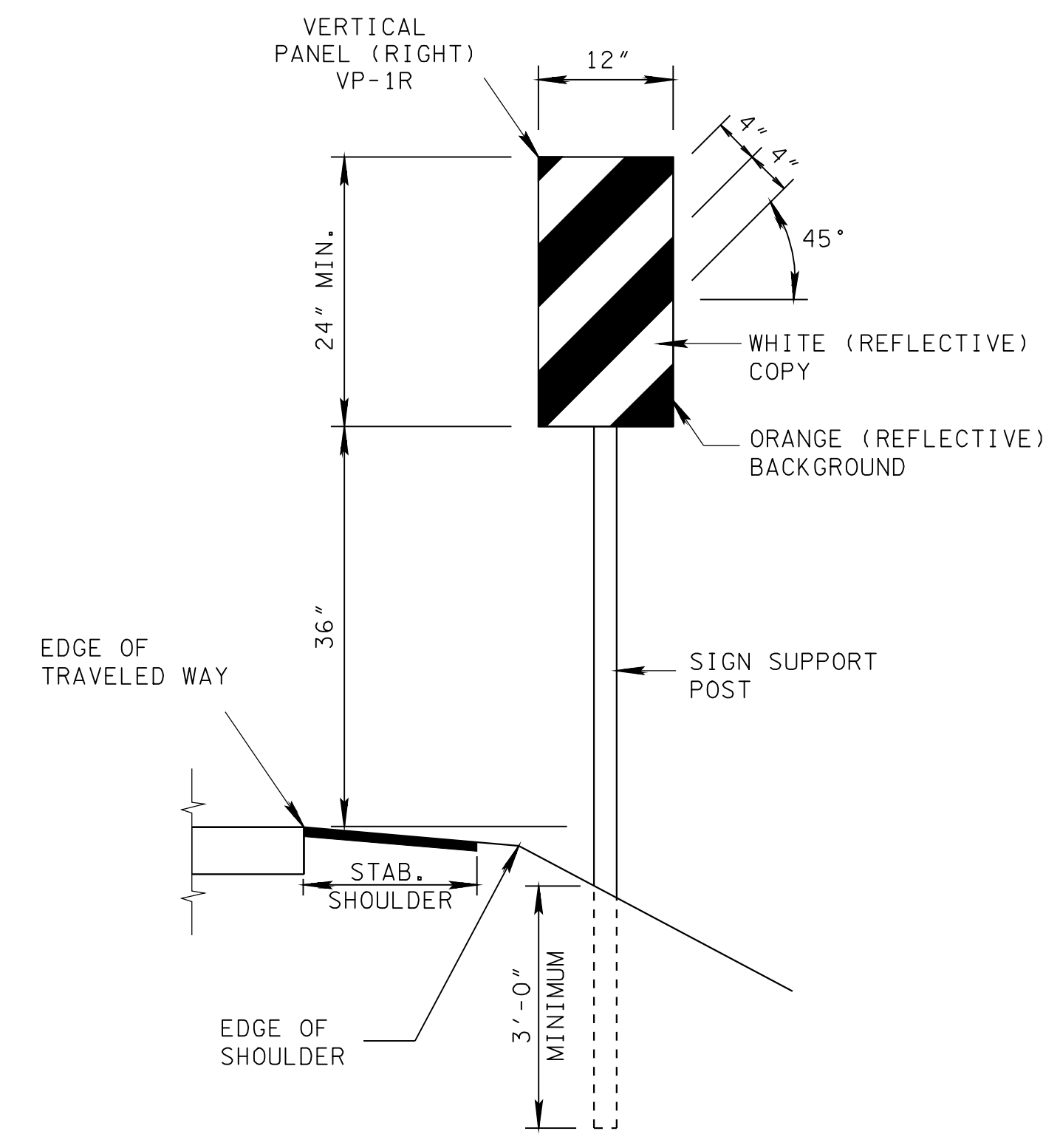
ELEVATION



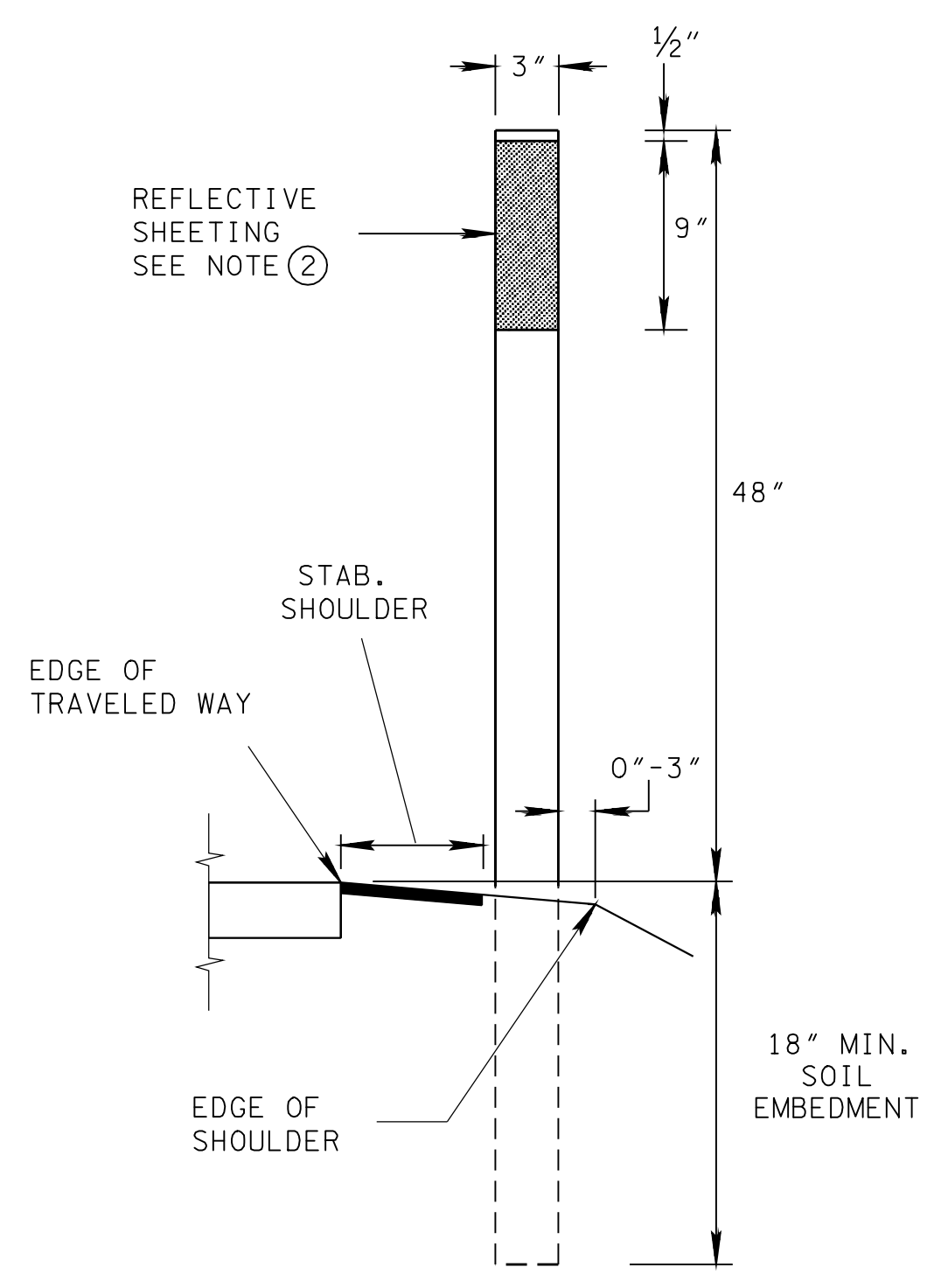
BASE PLATE DETAIL



ELEVATION VIEW



DETAIL FOR VERTICAL PANEL WHICH IS TO BE GROUND MOUNTED



GROUND MOUNTED FLEXIBLE DELINEATOR

VERTICAL PANEL GENERAL NOTES

- (A) SPACING FOR VERTICAL PANELS NOT IN A TAPER SHOULD BE A DISTANCE IN FEET APPROXIMATELY EQUAL TO TWO TIMES THE POSTED SPEED LIMIT IN MILES PER HOUR. THE MAXIMUM SPACING IN FEET BETWEEN PANELS IN A TAPER SHOULD BE APPROXIMATELY EQUAL TO THE POSTED SPEED IN MILES PER HOUR, BUT WILL NOT EXCEED ONE HALF THE SPACING OF THE PANELS NOT IN A TAPER.
- (B) FOR TRAFFIC MOVING TO THE LEFT OF THE VERTICAL PANELS, USE SIGN VP-1R. FOR TRAFFIC MOVING TO THE RIGHT OF THE VERTICAL PANELS, USE SIGN VP-1L.
- (C) IF USED FOR TRAFFIC IN TWO DIRECTIONS, BACK TO BACK PANELS SHALL BE USED.
- (D) THE VERTICAL PANELS FACE, SUPPORT, INSTALLATION AND HARDWARE ARE TO BE PAID FOR UNDER THE PRICE BID FOR ITEM NUMBER 712-06.01, VERTICAL PANEL PER SQUARE FOOT.

GROUND MOUNTED FLEXIBLE DELINEATOR GENERAL NOTES

- ① THE REFLECTIVE SHEETING SHALL MEET THE REQUIREMENTS OF AASHTO M268, TYPE III OR HIGHER RETROREFLECTION PERFORMANCE LEVEL.
- ② THE REFLECTIVE SHEETING STRIP ON THE DELINEATORS SHALL BE MIN. 9 INCHES IN LENGTH AND SUFFICIENT WIDTH TO PROVIDE A MIN. 3 INCHES WIDE PROFILE FACING APPROACHING TRAFFIC. THE VARIATIONS IN REFLECTIVE SHEETING DIMENSION SHOULD NOT EXCEED ± 10%.
- ③ THE CONTRACTOR SHALL SELECT MATERIAL FROM THE DEPARTMENT'S QPL.
- ④ THE COLOR OF THE DELINEATOR POST SHALL BE WHITE UNLESS OTHERWISE NOTED ON THE PLANS.
- ⑤ THE COLOR OF THE REFLECTIVE SHEETING SHALL CONFORM TO THE COLOR OF EDGE LINES STIPULATED IN SUBSECTION 3B-6 (PAGE 3B-8 AND 3B-11) OF THE CURRENT EDITION OF THE MANUAL ON UNIFORM TRAFFIC CONTROL DEVICES.
- ⑥ PAYMENT FOR GROUND MOUNTED FLEXIBLE DELINEATORS WILL BE MADE AS FOLLOWS:
 ITEM NUMBER 713-02.14, FLEXIBLE DELINEATOR (WHITE) PER EACH.
 ITEM NUMBER 713-02.15, FLEXIBLE DELINEATOR (YELLOW) PER EACH.
- ⑦ SPACING FOR FLEXIBLE DELINEATOR POSTS SHALL BE 20' OR LESS.

MINOR REVISION -- FHWA APPROVAL NOT REQUIRED.

SEE STANDARD DRAWING NO. T-PBR-1 FOR DETAILS REGARDING INTERCONNECTED PORTABLE BARRIER RAIL

STATE OF TENNESSEE
 DEPARTMENT OF TRANSPORTATION

DETAIL FOR VERTICAL PANELS AND FLEXIBLE DELINEATORS

22-FEB-2012 08:58 \\J009083\F03.tcdot.state.tn.us\35HARED\StandDr-aw\STANDARD DRAWINGS\2012-MARCH DISTRIBUTION\TPBR2_10101.DGN