

DESCRIPTION	
①	SIGNAL HEAD ASSEMBLY (130 WITH BACKPLATE)
②	SIGNAL CABLE - 5 CONDUCTOR
A ③	SIGNAL CABLE - 7 CONDUCTOR OR 12 CONDUCTOR
④	SPAN WIRE ASSEMBLY (12,500 LB. MINIMUM BREAKING STRENGTH)
⑤	TETHER WIRE ASSEMBLY - 1/4" DIAMETER
⑥	STEEL CONDUIT RISER ASSEMBLY
⑦	DETECTOR AMPLIFIERS WITH CABINET
B ⑧	FOUR PHASE ACTUATED CONTROLLER WITH CABINET OR EIGHT PHASE ACTUATED CONTROLLER WITH CABINET
⑨	SHIELDED DETECTOR CABLE
⑩	WOOD POLE (SIGNAL SUPPORT) CL. 3, 35' LENGTH
⑪	GUYING DEVICE (VERTICAL ANCHOR)
⑫	MESSENGER CABLE - 1/4" DIAMETER
⑬	VEHICLE LOOP DETECTOR
⑭	SAW SLOT
⑮	LOOP WIRE

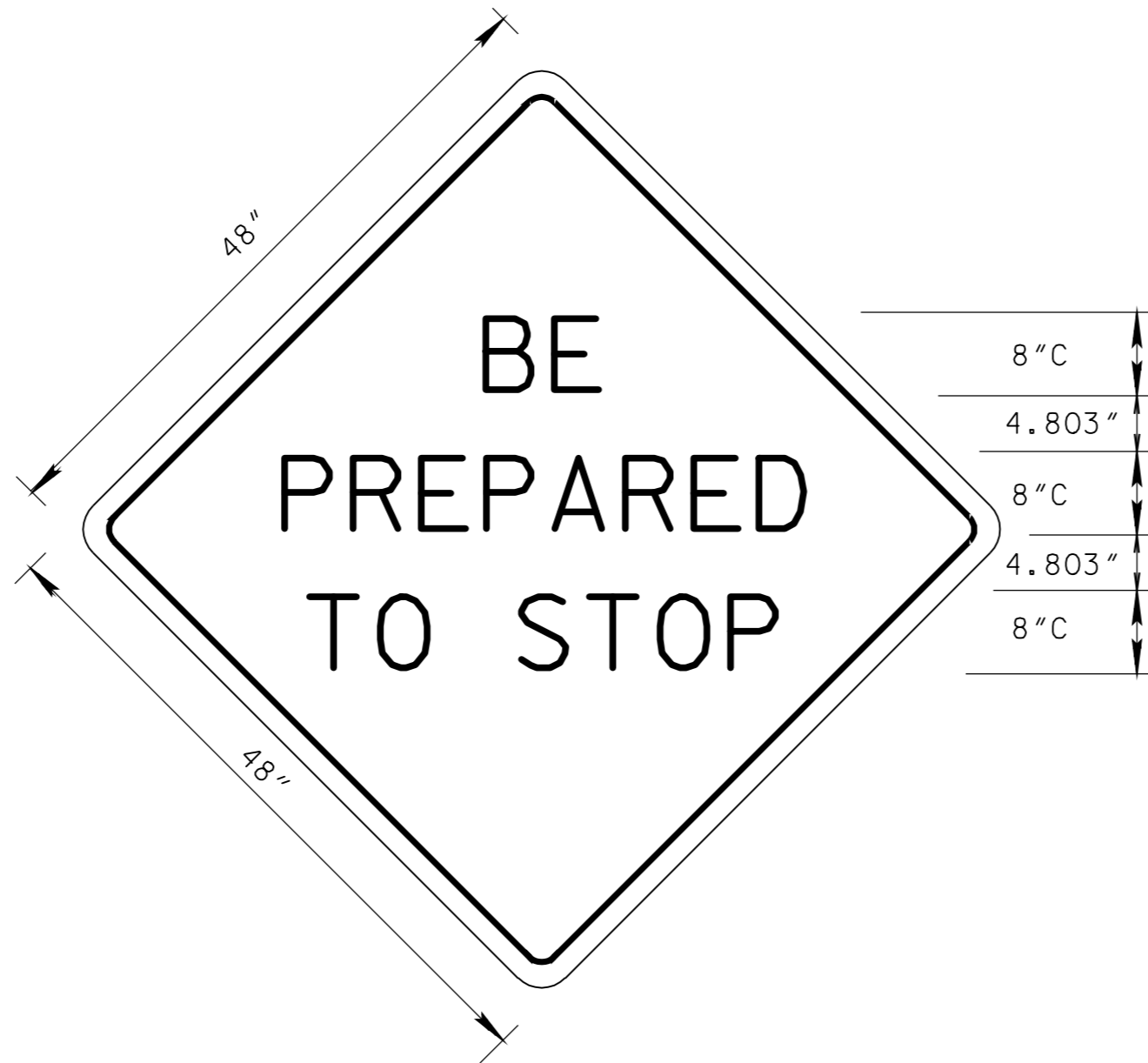
A FOR LONG CABLE RUNS (GREATER THAN 2500') WHERE VOLTAGE DROP IS EXCESSIVE, CONTRACTOR SHALL USE NO. 12 AWG CONDUCTORS.

B POLE MOUNTED

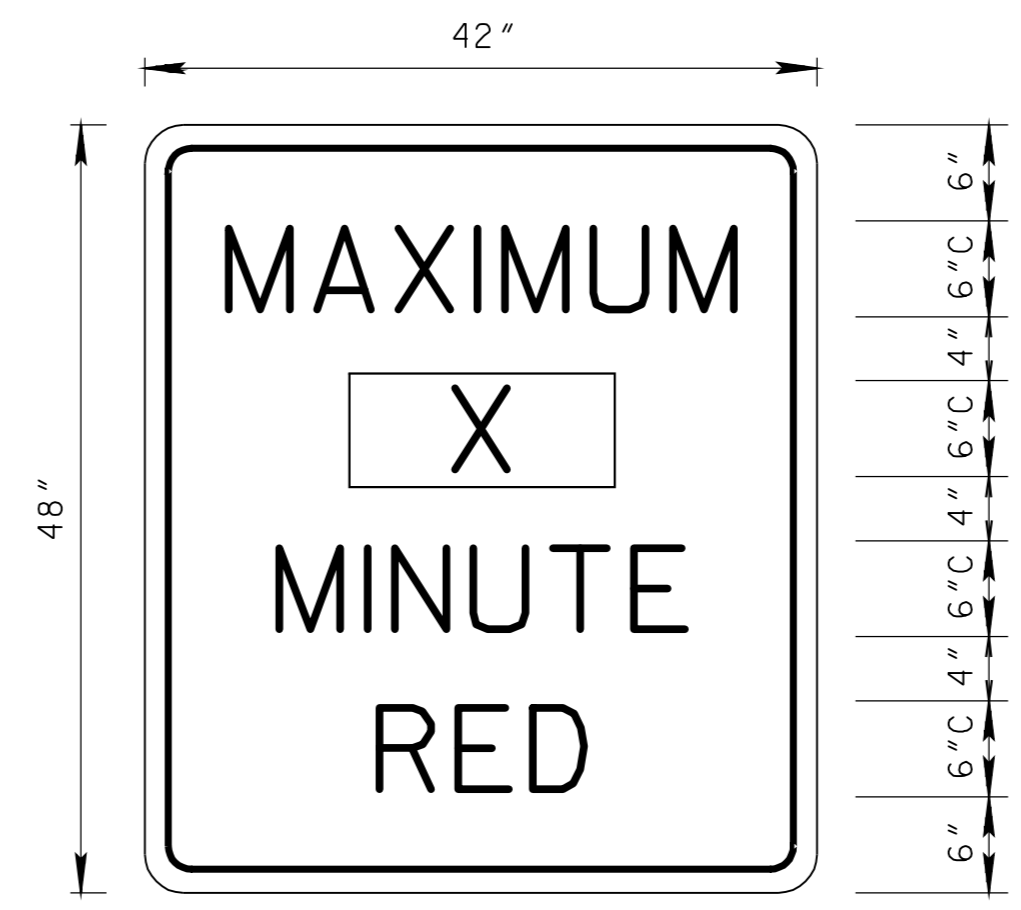
TRAFFIC CONTROL ITEMS (SIGNALS)

THE COST OF THE ABOVE ITEMS SHALL BE INCLUDED IN THE PRICE BID FOR ITEM NO. 730-40, TEMPORARY TRAFFIC SIGNAL SYSTEM (EACH).

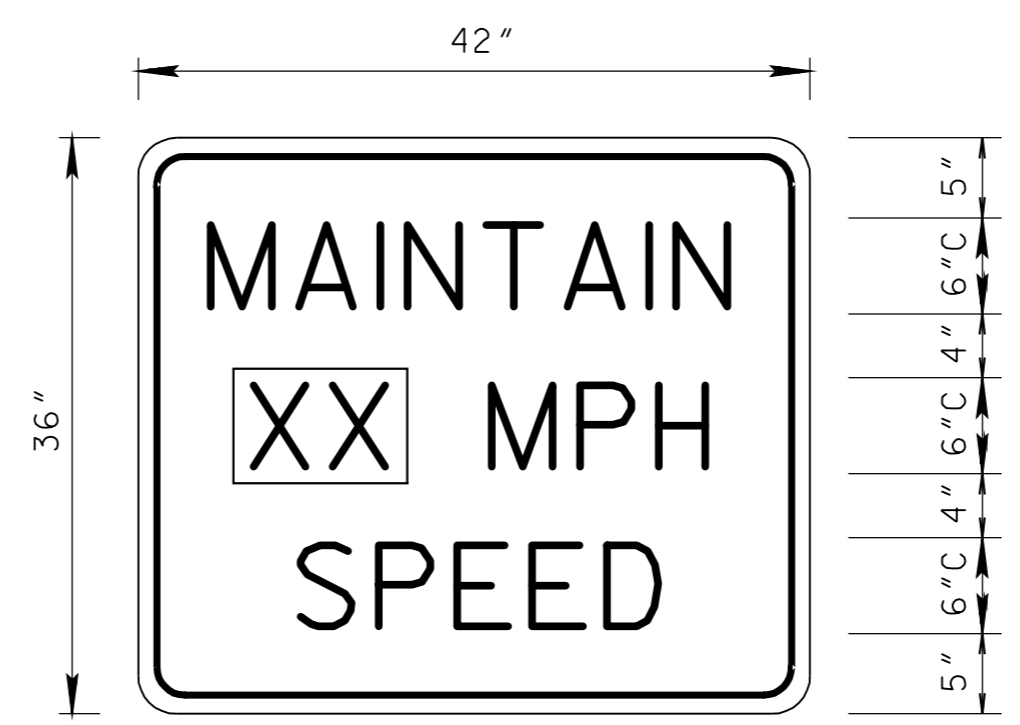
STANDARD SIGNS		
DESIGNATION	LEGEND	SIZE
W20-1	ROAD WORK 1/2 MILE	48" X 48"
W20-1	ROAD WORK 1500 FT.	48" X 48"
W20-1	ROAD WORK 500 FT.	48" X 48"
W20-1	ROAD WORK AHEAD	48" X 48"
W20-4	ONE LANE ROAD 1500 FT.	48" X 48"
W3-3	SIGNAL AHEAD (SYMBOL)	36" X 36"
W20-7	FLAGGER AHEAD (SYMBOL) WITH SUPPLEMENTAL PLATE	36" X 36" 24" X 18"
R10-6	STOP HERE ON RED	24" X 36"
R10-6 (MOD.)	STAY IN LANE TO EXT. GREEN	30" X 42"
R10-11A	NO TURN ON RED	24" X 30"
G20-2	END ROAD WORK	36" X 18"
W1-4aR	LANE SHIFT (SYMBOL)	30" X 30"



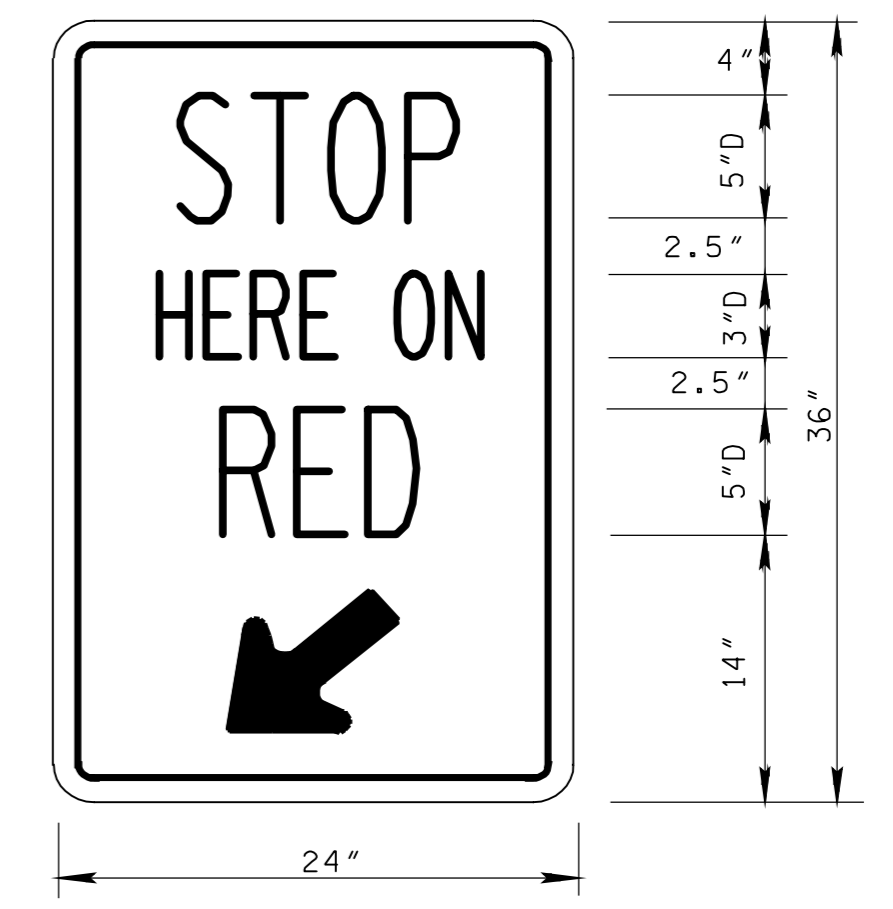
LEGEND
BLACK
BACKGROUND
ORANGE



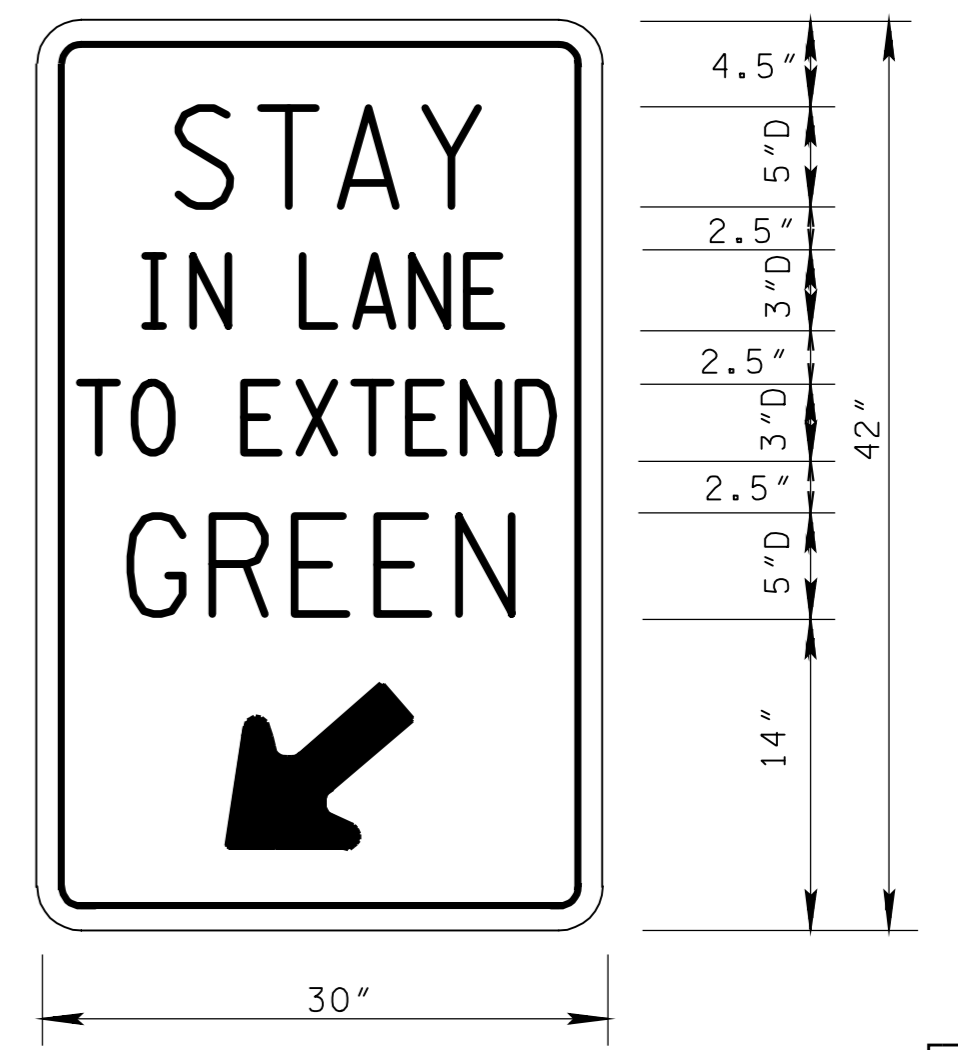
LEGEND
BLACK
BACKGROUND
WHITE (REFLECTIVE)



LEGEND
BLACK
BACKGROUND
WHITE (REFLECTIVE)



R10-6
LEGEND
BLACK
BACKGROUND
WHITE (REFLECTIVE)



R10-6 (MOD.)
LEGEND
BLACK
BACKGROUND
WHITE (REFLECTIVE)

REV. 9-17-82: DELETED ITEM NUMBERS AND NOTE REFERRING TO MEMO TO DESIGNERS.

REV. 3-22-85: CHANGED "FLAGMAN" TO "FLAGGER". REVISED SIGNAL ITEM DESCRIPTIONS.

REV. 10-24-86: REVISED TRAFFIC CONTROL ITEMS.

REV. 1-19-92: REDREW AND REORGANIZED SHEET. MODIFIED DESCRIPTION BLOCK AND ADDED NEW SIGNS.

REV. 5-16-94: CHANGED CONSTRUCTION SIGNS TO CONFORM TO REVISED PART VI, M.U.T.C.D., DATED 9-3-93.

REV. 9-5-94: MODIFIED STANDARD SIGN TABLE TO REFLECT CHANGES MADE ON STANDARD DRAWING NO. T-CP-1.

REV. 6-13-95: ADDED "ROAD WORK AHEAD" SIGN TO STANDARD SIGN TABLE.

REV. 12-1-95: ADDED R10-6 (MOD.)

REV. 5-27-98: CHANGED DRAWING NO. FROM T-CP-3 TO T-WZ-35.

REV. 12-18-99: ADDED SIGN R10-6 TO SHEET.

REV. 7-29-03: IN STANDARD SIGNS BLOCK CHANGED SIZE OF END ROAD WORK CONSTRUCTION FROM 48" X 24" TO 36" X 18".

REV. 4-2-12: CHANGED TEXT SPACING AND SIZE ON BE PREPARED TO STOP SIGN, UPDATED SIGN W20-7A TO W20-7 AND G20-2A TO G20-2.

MINOR REVISION -- FHWA APPROVAL NOT REQUIRED.

CROSS REFERENCE DRAWINGS FOR THIS SHEET: T-WZ-32, T-WZ-33 AND T-WZ-34.

SHEET NOT TO SCALE

STATE OF TENNESSEE
DEPARTMENT OF TRANSPORTATION

TRAFFIC CONTROL PLAN
PAY ITEM AND SIGN
DETAILS FOR TRAFFIC
SIGNAL AT TWO LANE
BRIDGE RECONSTRUCTION
SITE

DISTANCES AND LOCATIONS AS NOTED IN PLANS

SPECIAL SIGN DETAILS
SEE STANDARD DRAWING T-WZ-34
FOR SIGNING NOTES